

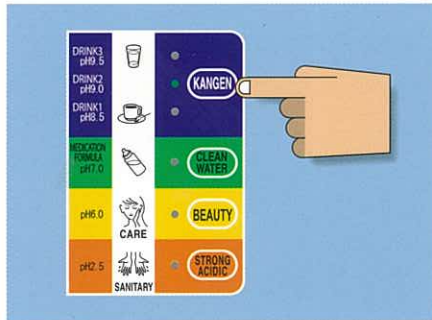
OPERATIONAL CHART

When using the machine for the first time or after exchanging the filter, please allow water to flow through the machine for 3 minutes to eliminate carbon particles.



to make Kangen Water®

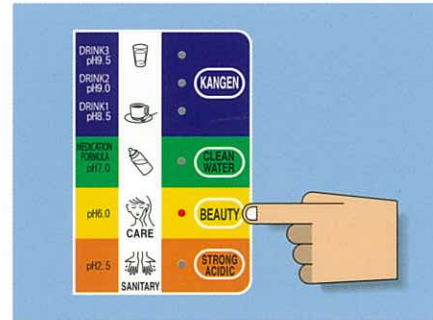
press **KANGEN** button



Kangen Water®
 pH8.5 - pH9.5
Beauty Water

to make Beauty Water

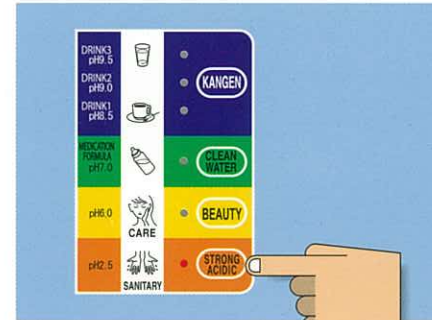
press **BEAUTY** button



Beauty Water
 pH6.0
Kangen Water®

to make Strong Kangen Strong Acidic

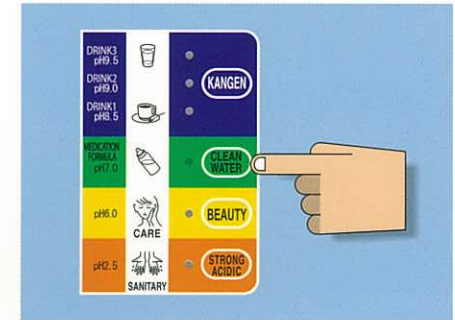
press **STRONG ACIDIC** button



Strong Kangen
 pH11.0
Strong Acidic
 pH2.5

to make Clean Water

press **CLEAN WATER** button



Clean Water
 pH7.0